

How can I set the phone back to admin mode or factory defaults respectively?

This FAQ concerns:

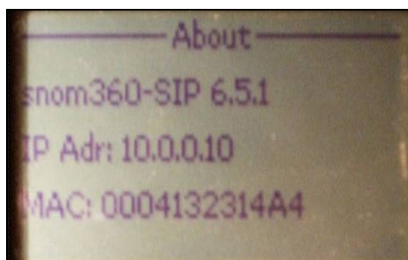
- **snom3xx, snom190:**
 1. Switch between **"User Mode"** and **"Admin Mode"**
 2. Reset lost **administrator password**
 3. Reset lost **HTTP password**
 4. Reset lost **administrator and HTTP password**

Description:

1. To set the phone back to **"Admin mode"**, press the Settings key and confirm the menu item **"Administrator Password"**. On the prompt enter your administrator password, if you have set one, or the default password, which is **"0000"** (four zeros), and confirm.





2. Reset lost **administrator password** by performing a reset to factory defaults (**Warning:** All configuration changes get lost!)

- **via Web Interface (Note:** This will work only when the web interface is not secured by a password):
- Obtain your phone's IP address and currently used firmware version by pressing the Help button on your snom 3xx



- Open your phone's web browser and choose the URL corresponding to your current firmware version:
 - **Firmware versions lower than 3.0:** http://phonesIpAdr/set_base_en.htm?reset=Reset
 - **Firmware versions higher than or equal to 3.0:** <http://phonesIpAdr/advanced.htm?reset=Reset>
- Copy the appropriate URL into the address line of your web browser and then change "phonesIPAdr" to your phone's actual IP address.
- The phone reboots automatically and everything will be accessible again.

3. Reset lost **HTTP password:**

- **via phone keypad:**
 - **snom360:** Press the "Settings" Key and scroll down to "Reset Values". Confirm by pressing  and enter the Administrator password!
 - **snom320:** Press the "Settings" Key and press the soft key below the displayed "Reset" and enter the Administrator password!.
 - **snom300:** Press the "Navigation Button"  "down" and scroll until "Configuration". Press the "Navigation Button"  "right" and confirm by pressing  and enter the Administrator password!

- **snom190:** Use the arrow keys to navigate to "Configuration". Press the left "softkey" below "Reset" and enter the Administrator password!

4. Reset lost **administrator and HTTP password**

- **Via TFTP** ([english description](#)/[deutsche Beschreibung](#)): **Note:** This process combines **firmware update** and **factory reset**.